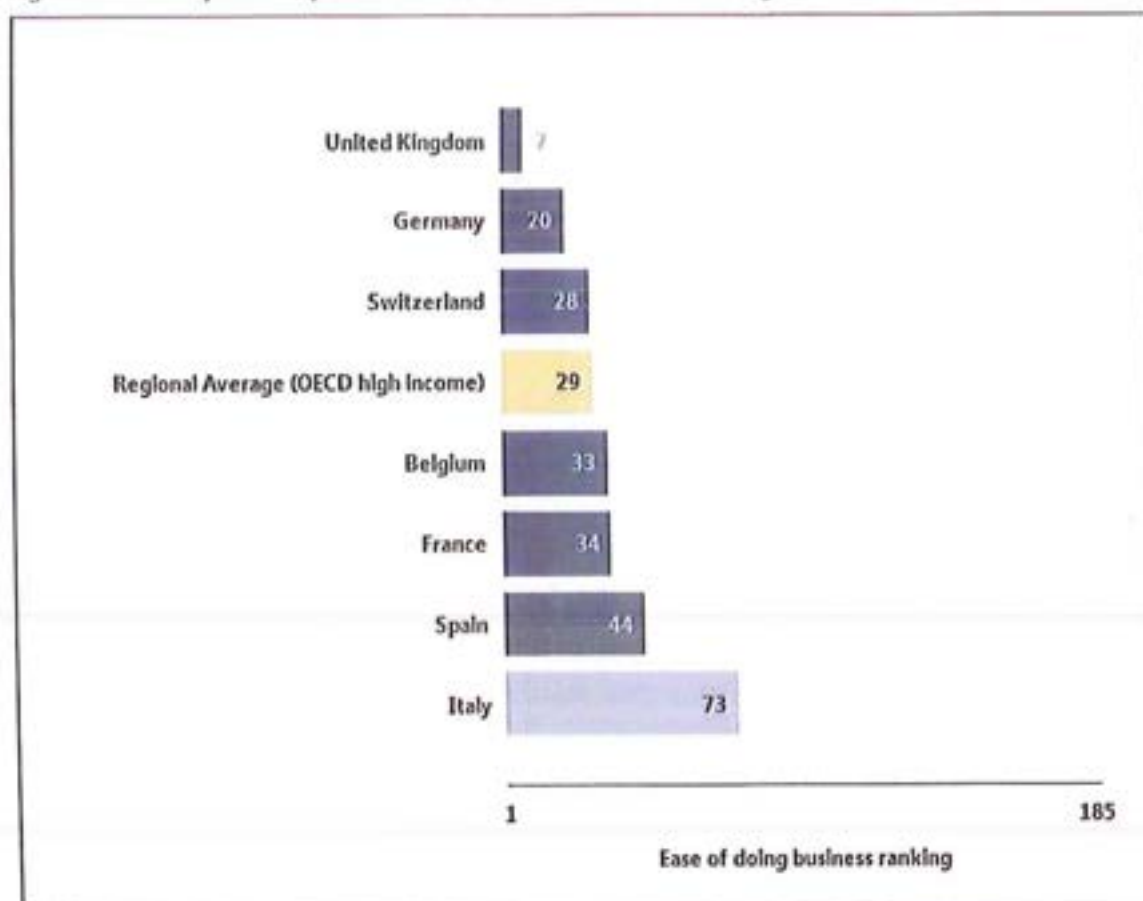


## THE BUSINESS ENVIRONMENT

For policy makers, knowing where their economy stands in the aggregate ranking on the ease of doing business is useful. Also useful is to know how it ranks relative to comparator economies and

relative to the regional average (figure 1.2). The economy's rankings on the topics included in the ease of doing business index provide another perspective (figure 1.3).

Figure 1.2 How Italy and comparator economies rank on the ease of doing business



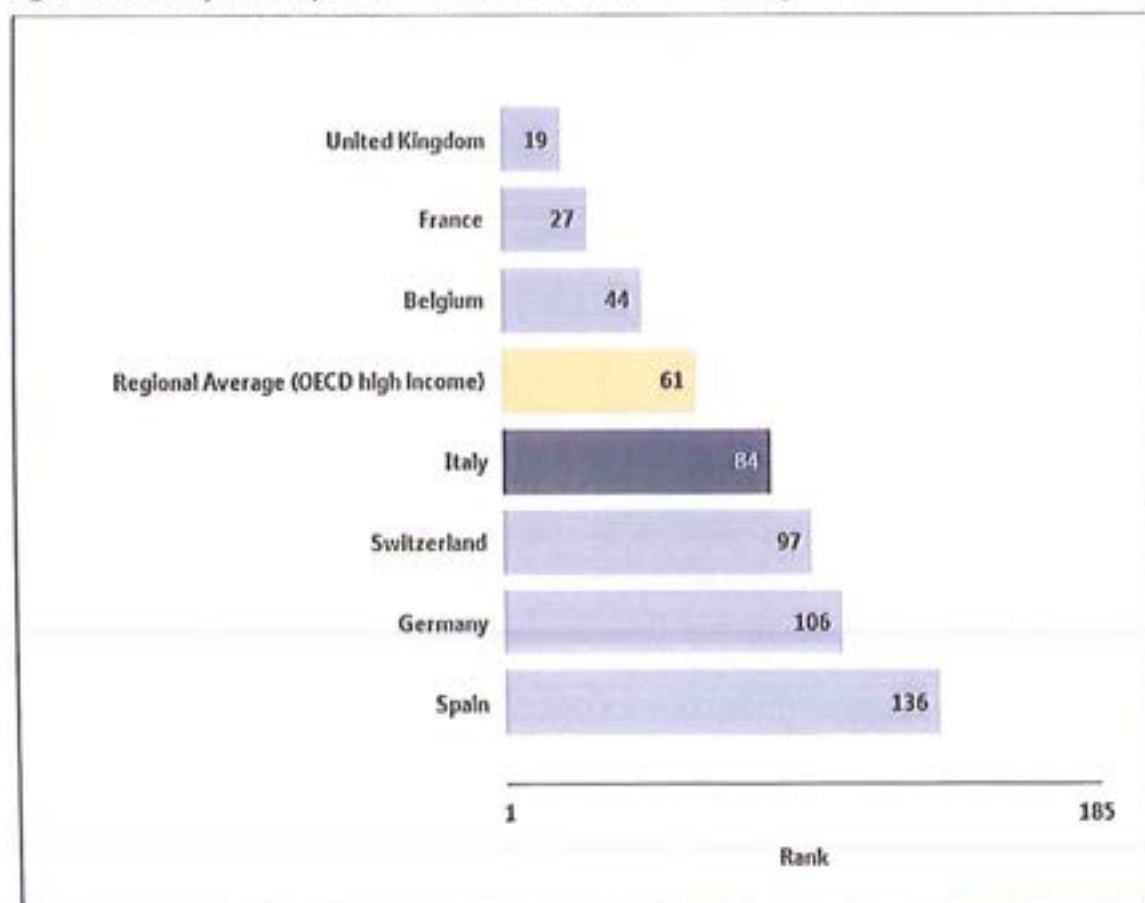
Source: Doing Business database.

## STARTING A BUSINESS

Globally, Italy stands at 84 in the ranking of 185 economies on the ease of starting a business (figure 2.2). The rankings for comparator economies and the

regional average ranking provide other useful information for assessing how easy it is for an entrepreneur in Italy to start a business.

Figure 2.2 How Italy and comparator economies rank on the ease of starting a business



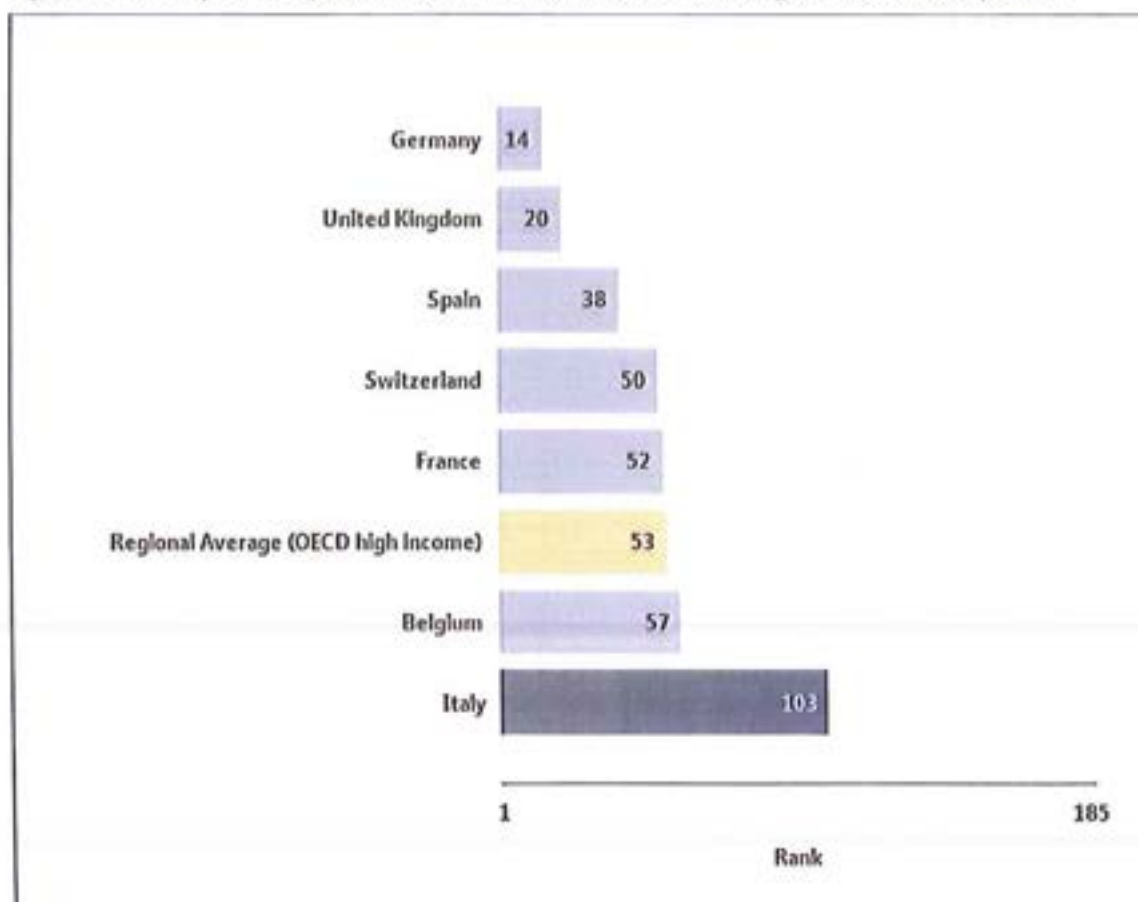
Source: Doing Business database.

## DEALING WITH CONSTRUCTION PERMITS

Globally, Italy stands at 103 in the ranking of 185 economies on the ease of dealing with construction permits (figure 3.2). The rankings for comparator

economies and the regional average ranking provide other useful information for assessing how easy it is for an entrepreneur in Italy to legally build a warehouse.

Figure 3.2 How Italy and comparator economies rank on the ease of dealing with construction permits



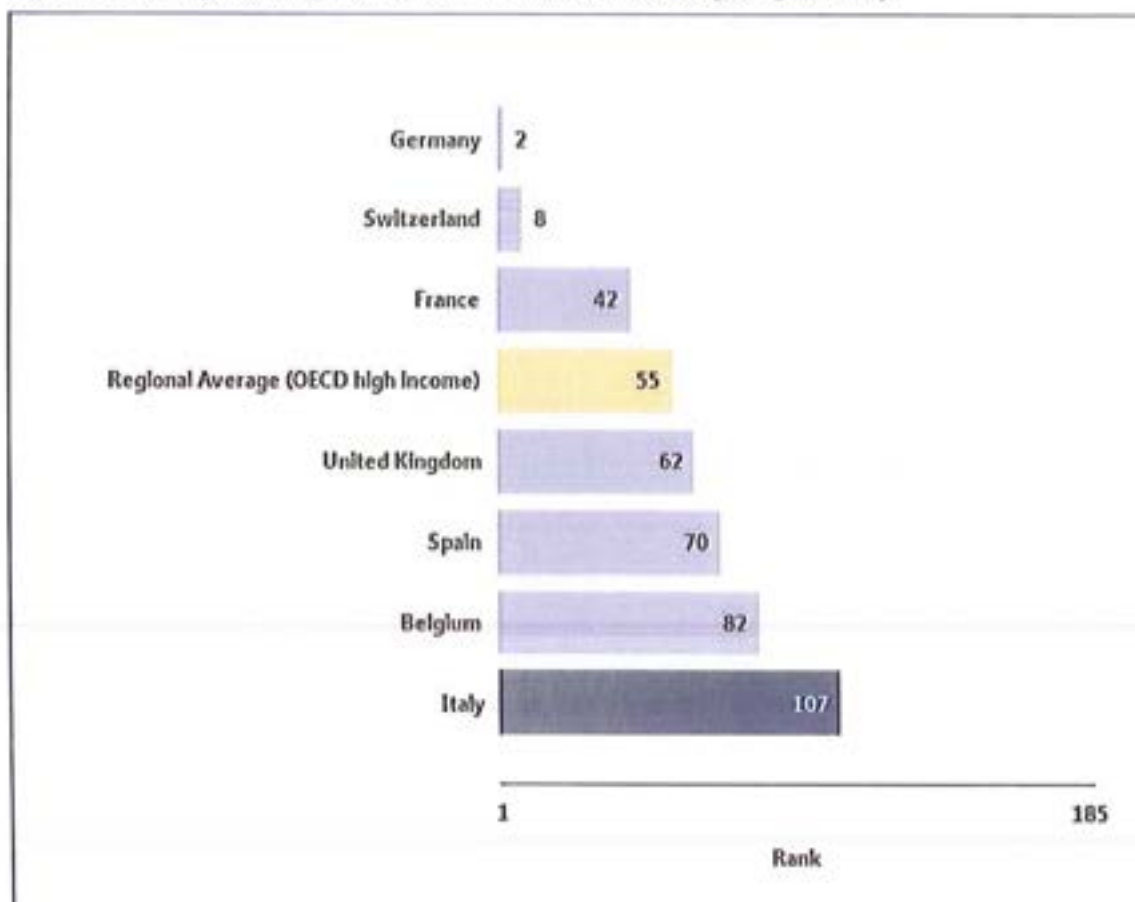
Source: Doing Business database.

## GETTING ELECTRICITY

Globally, Italy stands at 107 in the ranking of 185 economies on the ease of getting electricity (figure 4.2). The rankings for comparator economies and the

regional average ranking provide another perspective in assessing how easy it is for an entrepreneur in Italy to connect a warehouse to electricity.

Figure 4.2 How Italy and comparator economies rank on the ease of getting electricity



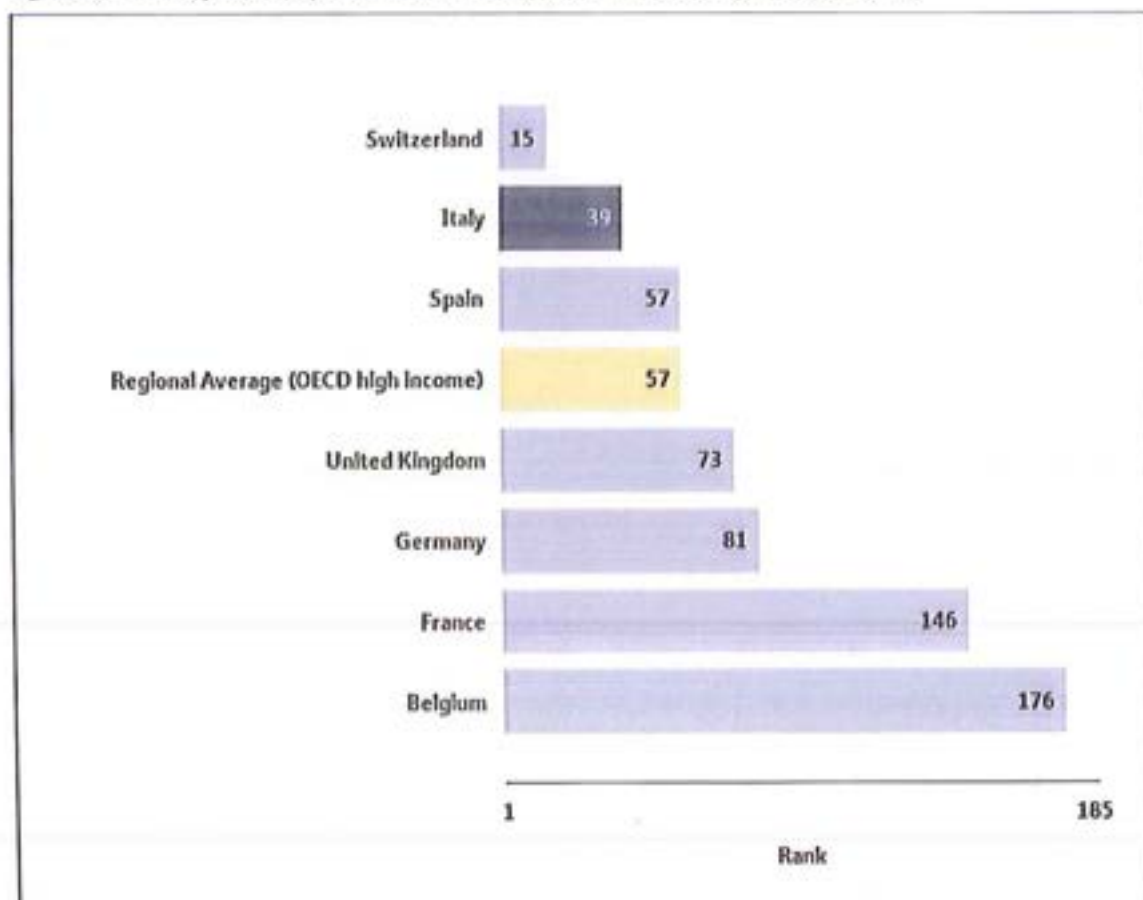
Source: Doing Business database.

## REGISTERING PROPERTY

Globally, Italy stands at 39 in the ranking of 185 economies on the ease of registering property (figure 5.2). The rankings for comparator economies and the

regional average ranking provide other useful information for assessing how easy it is for an entrepreneur in Italy to transfer property.

Figure 5.2 How Italy and comparator economies rank on the ease of registering property



Source: Doing Business database.

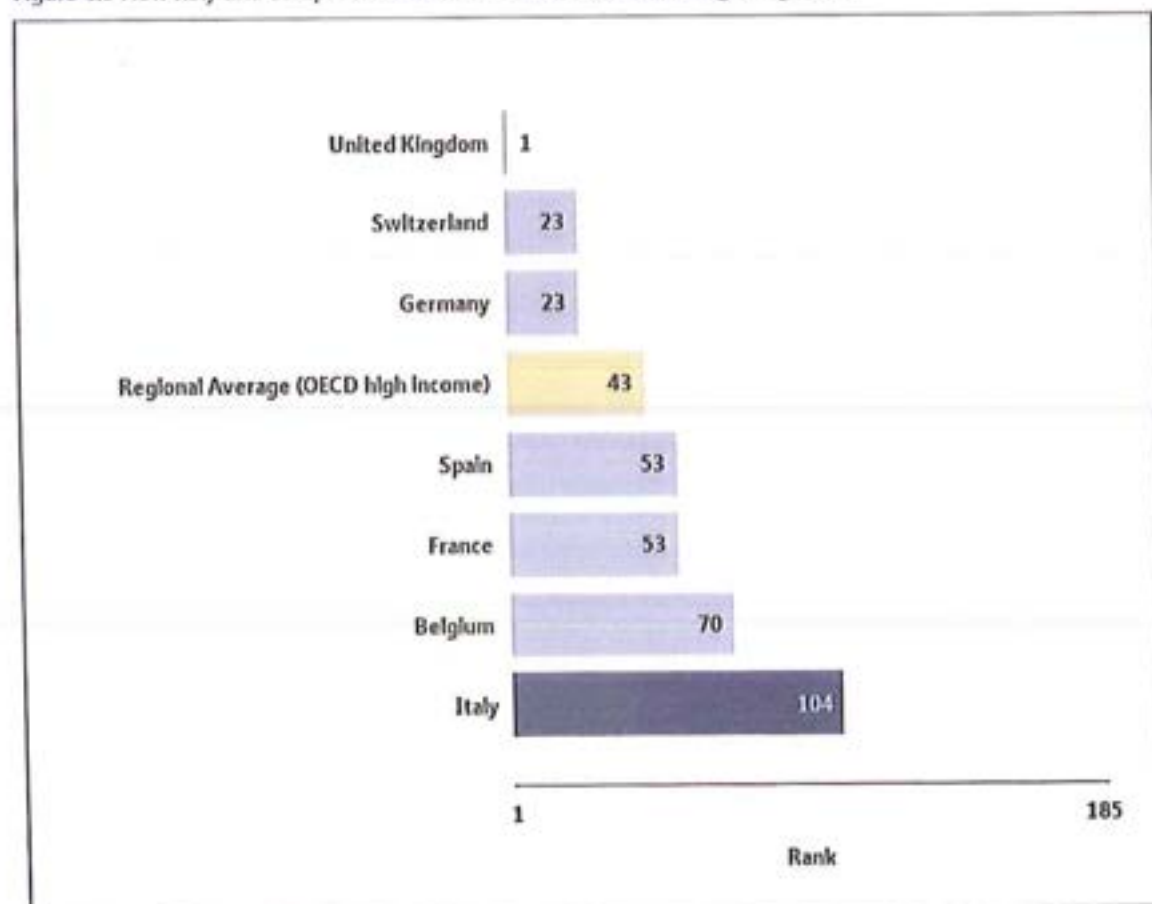
## GETTING CREDIT

## Where does the economy stand today?

How well do the credit information system and collateral and bankruptcy laws in Italy facilitate access to credit? The economy has a score of 5 on the depth of credit information index and a score of 3 on the strength of legal rights index (see the summary of scoring at the end of this chapter for details). Higher scores indicate more credit information and stronger legal rights for borrowers and lenders.

Globally, Italy stands at 104 in the ranking of 185 economies on the ease of getting credit (figure 6.1). The rankings for comparator economies and the regional average ranking provide other useful information for assessing how well regulations and institutions in Italy support lending and borrowing.

Figure 6.1 How Italy and comparator economies rank on the ease of getting credit



Source: Doing Business database.

## PROTECTING INVESTORS

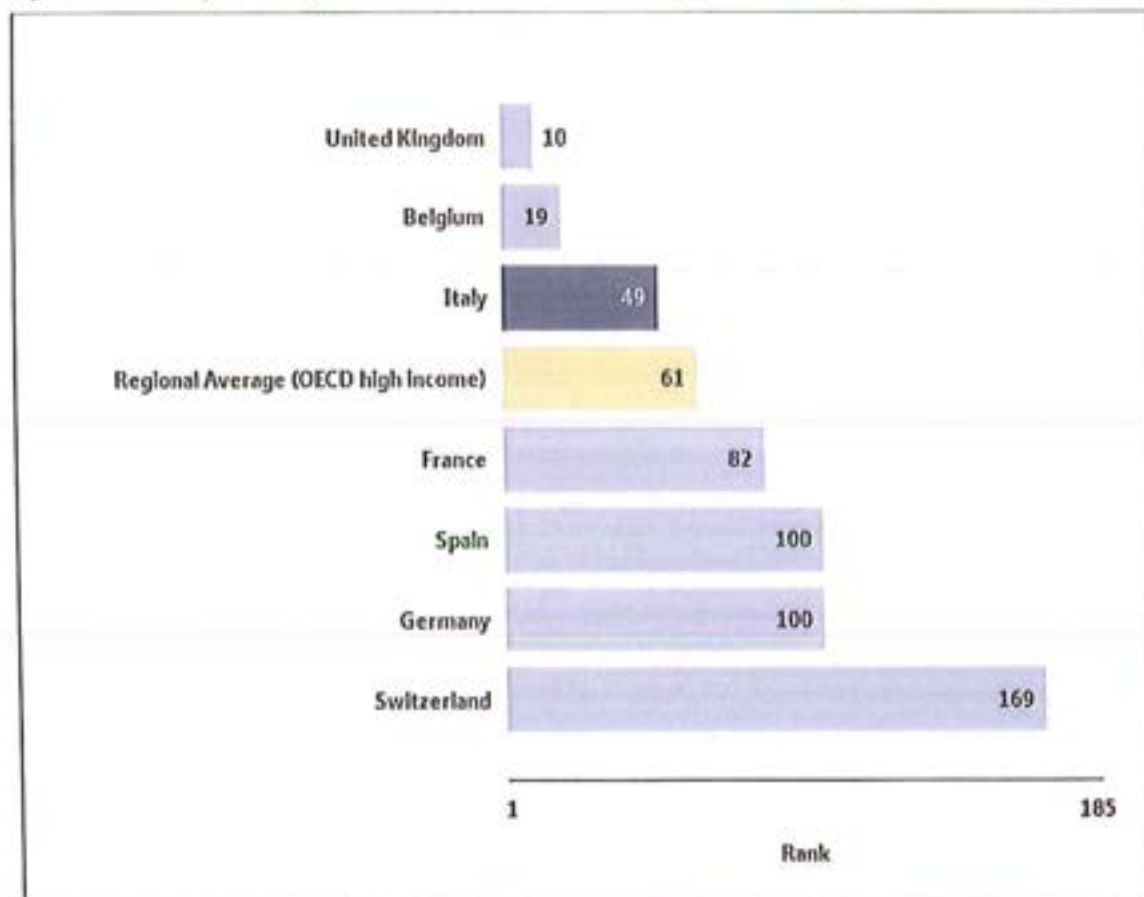
## Where does the economy stand today?

How strong are investor protections in Italy? The economy has a score of 6.0 on the strength of investor protection index, with a higher score indicating stronger protections (see the summary of scoring at the end of this chapter for details).

Globally, Italy stands at 49 in the ranking of 185 economies on the strength of investor protection

index (figure 7.1). While the indicator does not measure all aspects related to the protection of minority investors, a higher ranking does indicate that an economy's regulations offer stronger investor protections against self-dealing in the areas measured.

Figure 7.1 How Italy and comparator economies rank on the strength of investor protection index



Source: Doing Business database.



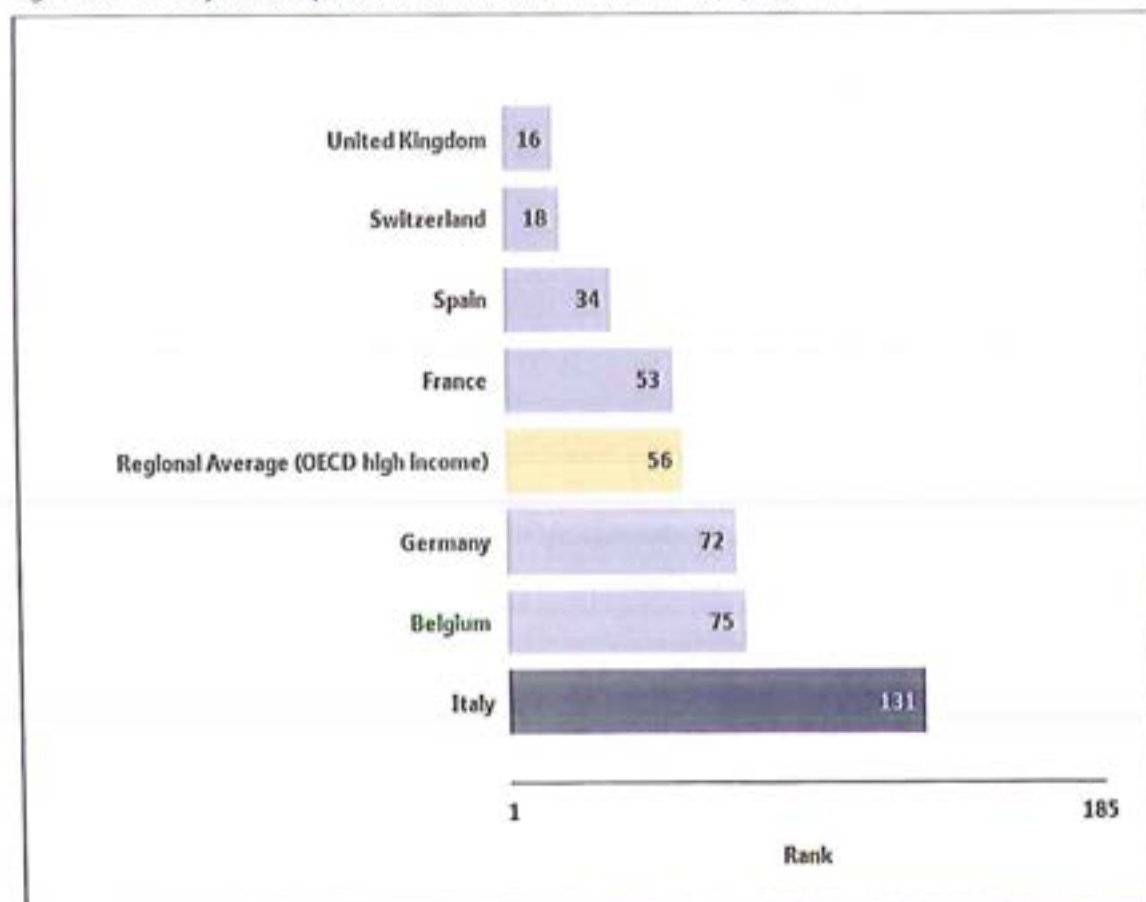
## PAYING TAXES

## Where does the economy stand today?

What is the administrative burden of complying with taxes in Italy—and how much do firms pay in taxes? On average, firms make 15 tax payments a year, spend 269 hours a year filing, preparing and paying taxes and pay total taxes amounting to 68.3% of profit (see the summary at the end of this chapter for details).

Globally, Italy stands at 131 in the ranking of 185 economies on the ease of paying taxes (figure 8.1). The rankings for comparator economies and the regional average ranking provide other useful information for assessing the tax compliance burden for businesses in Italy.

Figure 8.1 How Italy and comparator economies rank on the ease of paying taxes



Note: DB2013 rankings reflect changes to the methodology. For all economies with a total tax rate below the threshold of 25.7% applied in DB2013, the total tax rate is set at 25.7% for the purpose of calculating the ranking on the ease of paying taxes.

Source: Doing Business database.



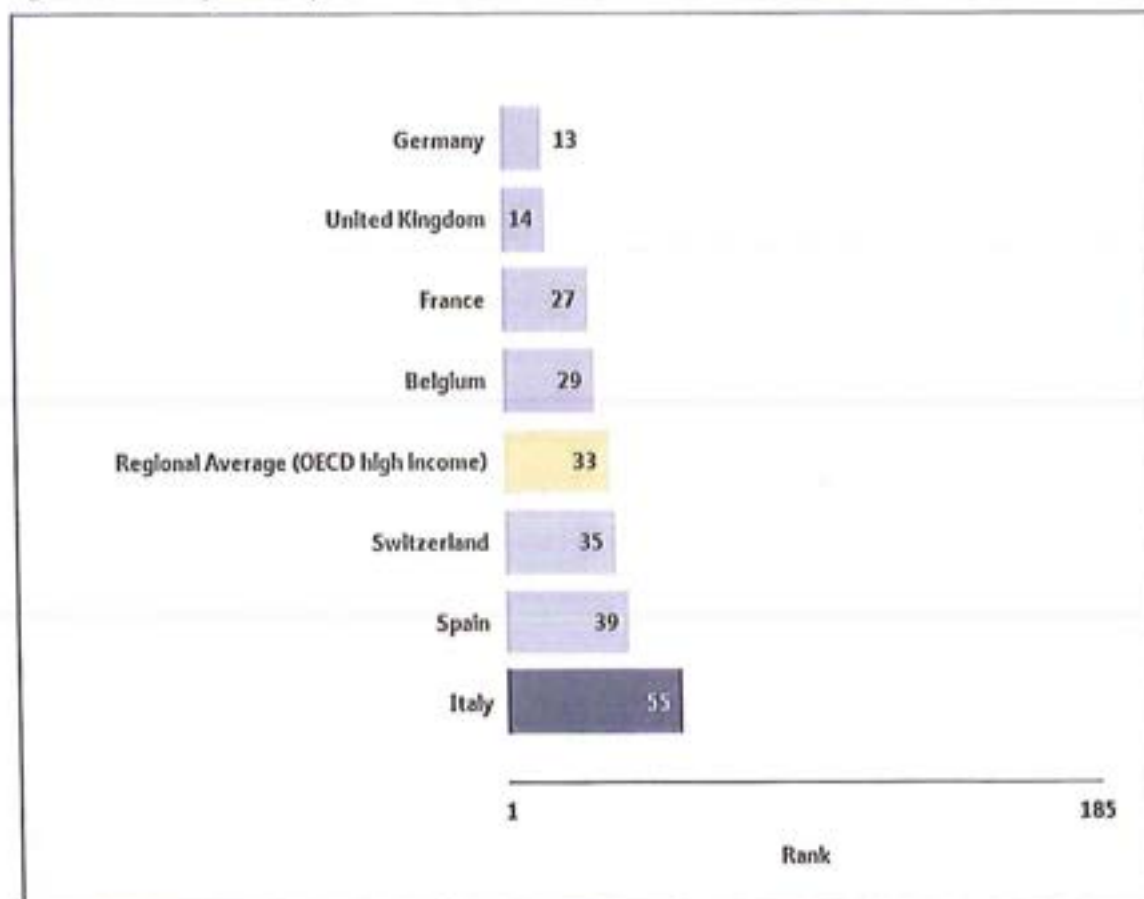
## TRADING ACROSS BORDERS

## Where does the economy stand today?

What does it take to export or import in Italy? According to data collected by *Doing Business*, exporting a standard container of goods requires 4 documents, takes 19 days and costs \$1145. Importing the same container of goods requires 4 documents, takes 18 days and costs \$1145 (see the summary of procedures and documents at the end of this chapter for details).

Globally, Italy stands at 55 in the ranking of 185 economies on the ease of trading across borders (figure 9.1). The rankings for comparator economies and the regional average ranking provide other useful information for assessing how easy it is for a business in Italy to export and import goods.

Figure 9.1 How Italy and comparator economies rank on the ease of trading across borders



Source: *Doing Business* database.

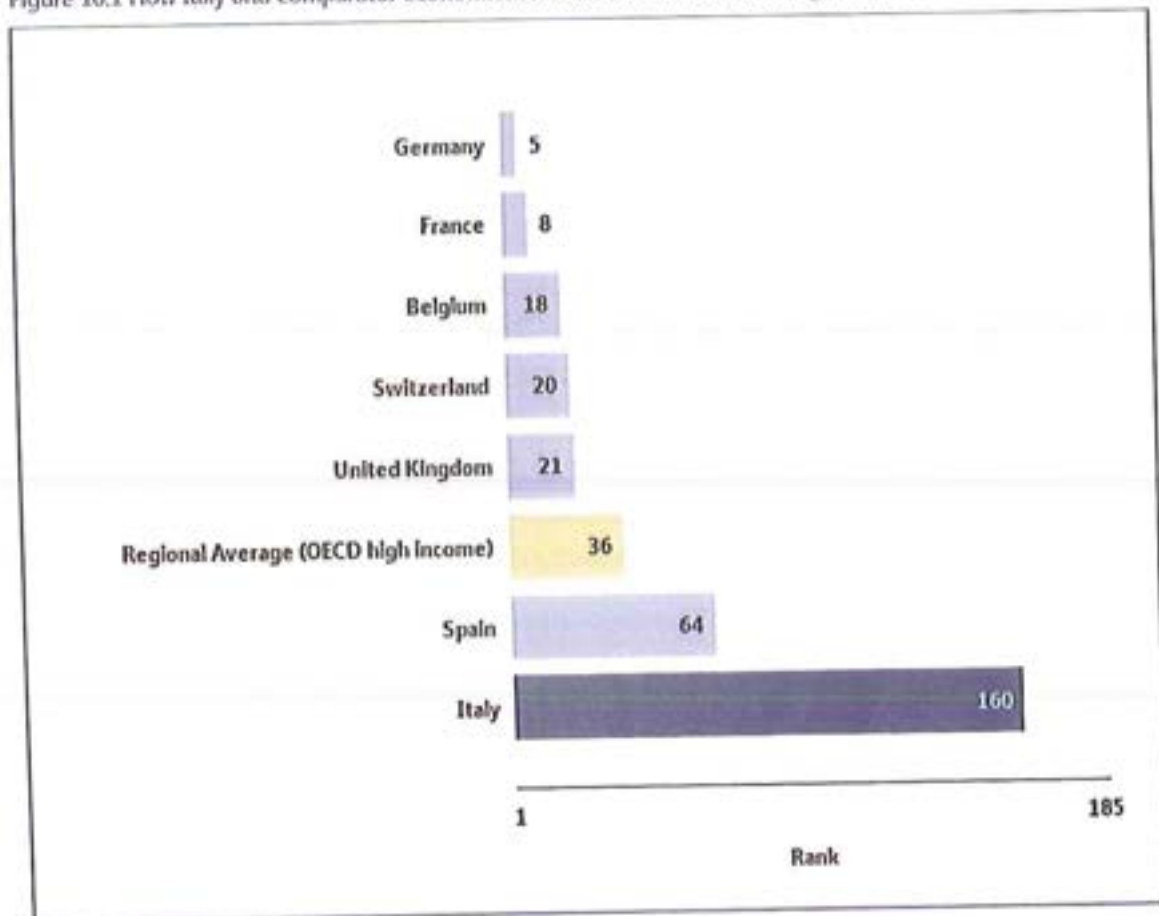
## ENFORCING CONTRACTS

## Where does the economy stand today?

How efficient is the process of resolving a commercial dispute through the courts in Italy? According to data collected by *Doing Business*, enforcing a contract takes 1210 days, costs 29.9% of the value of the claim and requires 41 procedures (see the summary at the end of this chapter for details).

Globally, Italy stands at 160 in the ranking of 185 economies on the ease of enforcing contracts (figure 10.1). The rankings for comparator economies and the regional average ranking provide other useful benchmarks for assessing the efficiency of contract enforcement in Italy.

Figure 10.1 How Italy and comparator economies rank on the ease of enforcing contracts



Source: *Doing Business* database.

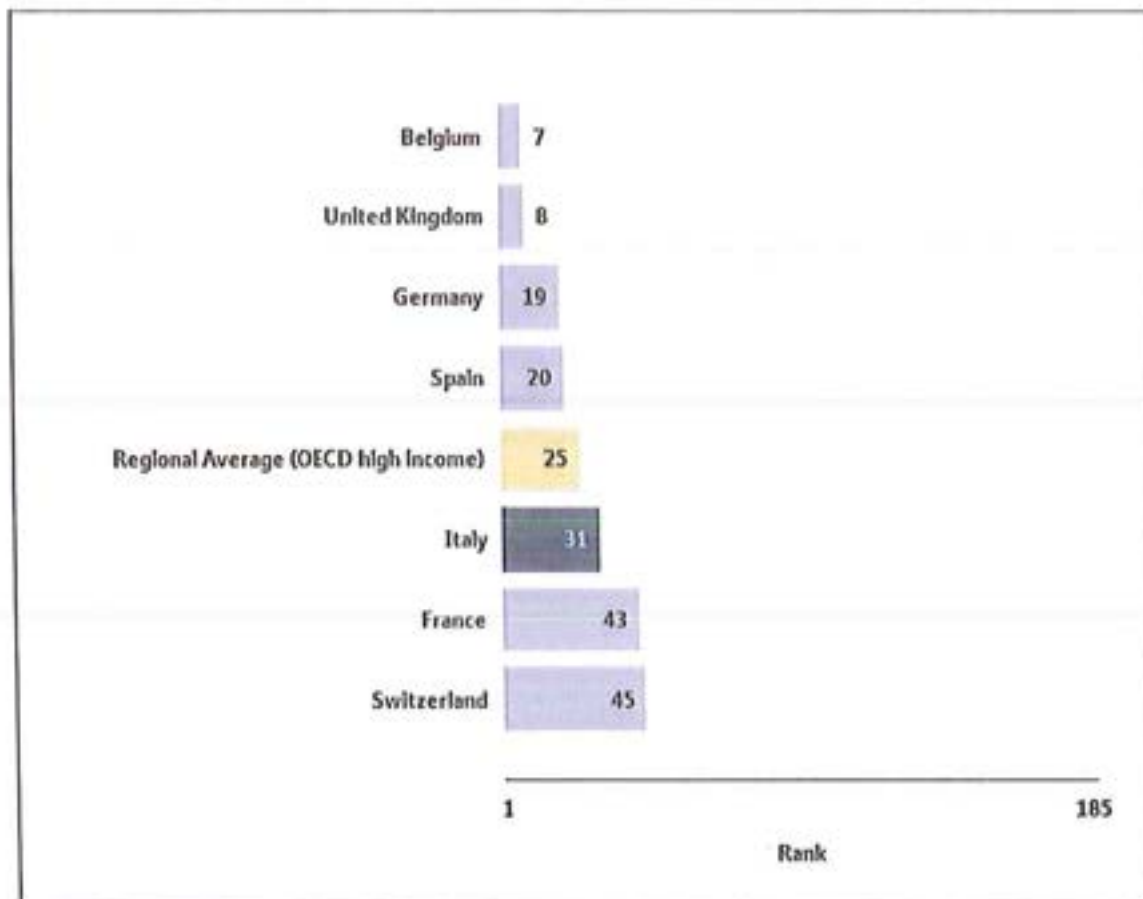
## RESOLVING INSOLVENCY

## Where does the economy stand today?

Speed, low costs and continuation of viable businesses characterize the top-performing economies. How efficient are insolvency proceedings in Italy? According to data collected by *Doing Business*, resolving insolvency takes 1.8 years on average and costs 22% of the debtor's estate, with the most likely outcome being that the company will be sold as going concern. The average recovery rate is 63.4 cents on the dollar.

Globally, Italy stands at 31 in the ranking of 185 economies on the ease of resolving insolvency (figure 11.1). The rankings for comparator economies and the regional average ranking provide other useful benchmarks for assessing the efficiency of insolvency proceedings in Italy.

Figure 11.1 How Italy and comparator economies rank on the ease of resolving insolvency



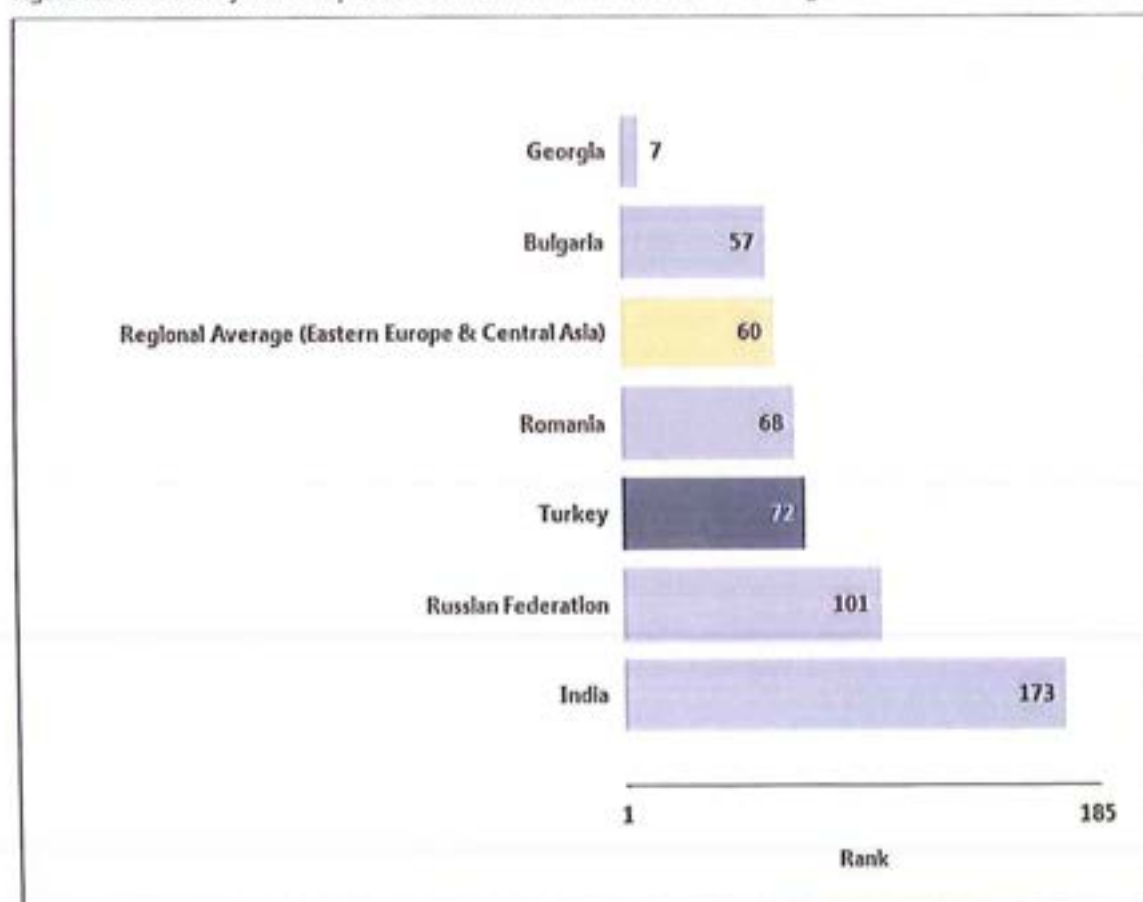
Source: *Doing Business* database.

## STARTING A BUSINESS

Globally, Turkey stands at 72 in the ranking of 185 economies on the ease of starting a business (figure 2.2). The rankings for comparator economies and the

regional average ranking provide other useful information for assessing how easy it is for an entrepreneur in Turkey to start a business.

Figure 2.2 How Turkey and comparator economies rank on the ease of starting a business



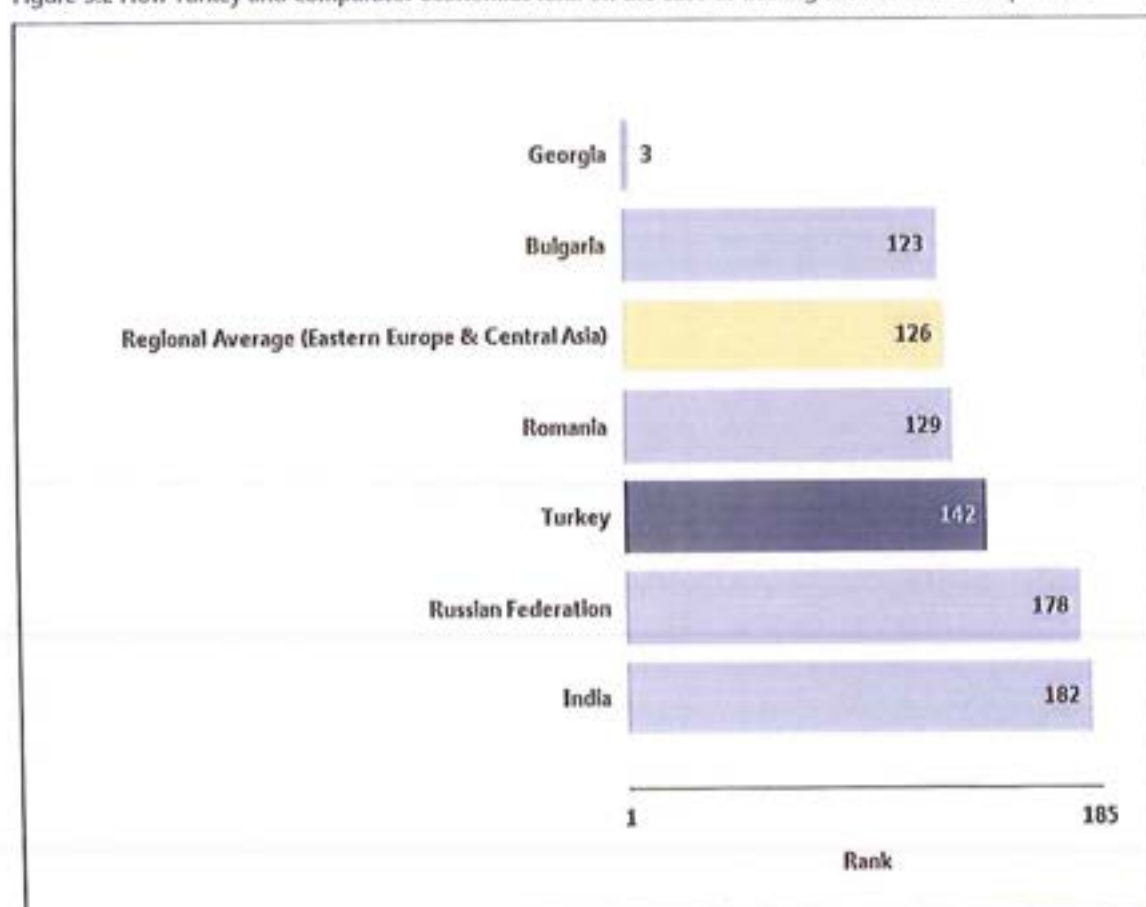
Source: Doing Business database.

## DEALING WITH CONSTRUCTION PERMITS

Globally, Turkey stands at 142 in the ranking of 185 economies on the ease of dealing with construction permits (figure 3.2). The rankings for comparator

economies and the regional average ranking provide other useful information for assessing how easy it is for an entrepreneur in Turkey to legally build a warehouse.

Figure 3.2 How Turkey and comparator economies rank on the ease of dealing with construction permits



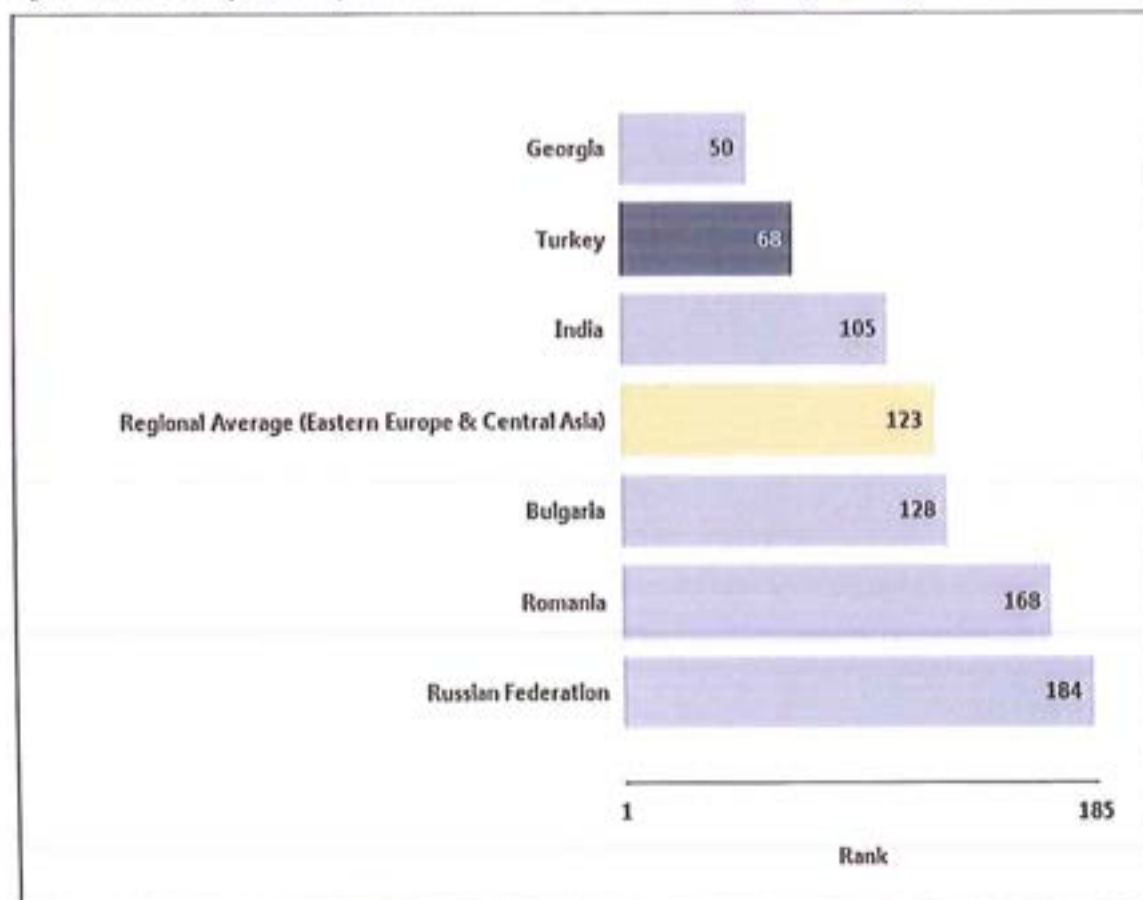
Source: Doing Business database.

## GETTING ELECTRICITY

Globally, Turkey stands at 68 in the ranking of 185 economies on the ease of getting electricity (figure 4.2). The rankings for comparator economies and the

regional average ranking provide another perspective in assessing how easy it is for an entrepreneur in Turkey to connect a warehouse to electricity.

Figure 4.2 How Turkey and comparator economies rank on the ease of getting electricity



Source: Doing Business database.

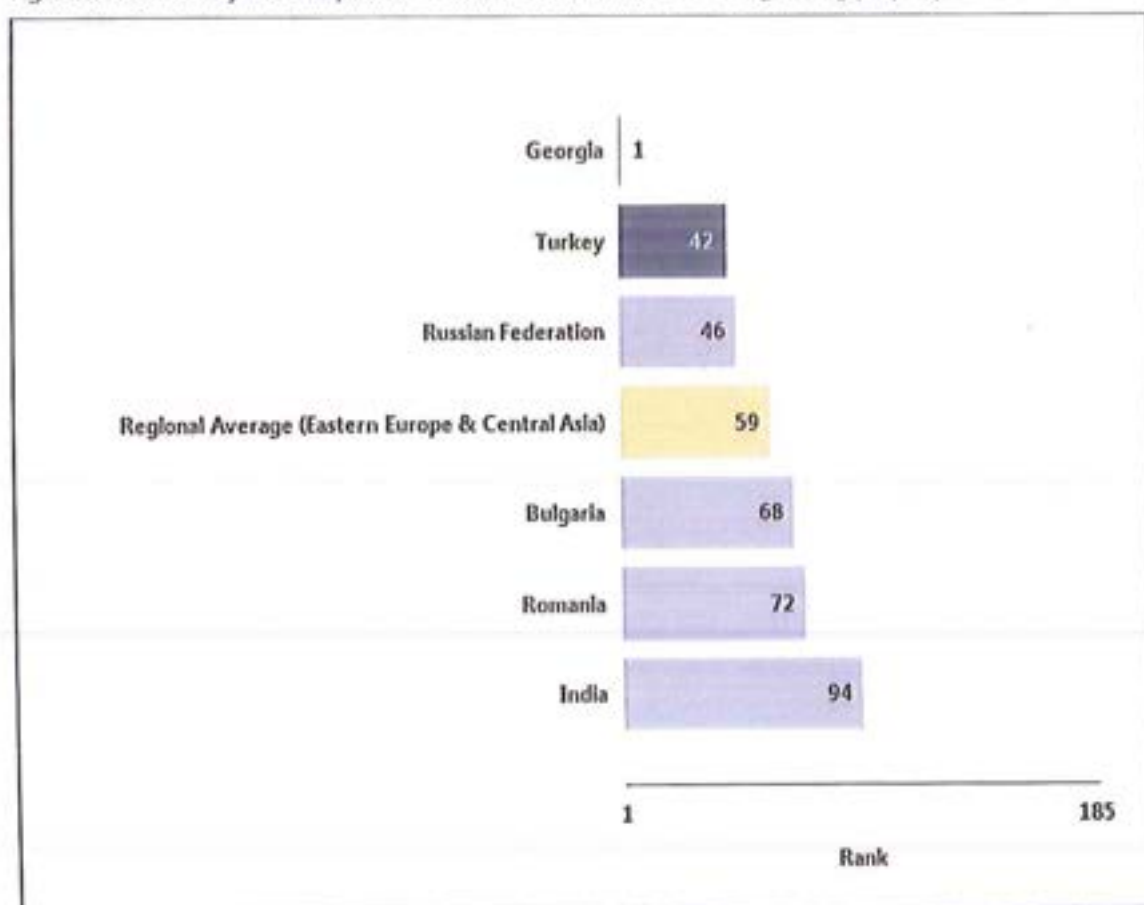


## REGISTERING PROPERTY

Globally, Turkey stands at 42 in the ranking of 185 economies on the ease of registering property (figure 5.2). The rankings for comparator economies and the

regional average ranking provide other useful information for assessing how easy it is for an entrepreneur in Turkey to transfer property.

Figure 5.2 How Turkey and comparator economies rank on the ease of registering property



Source: Doing Business database.

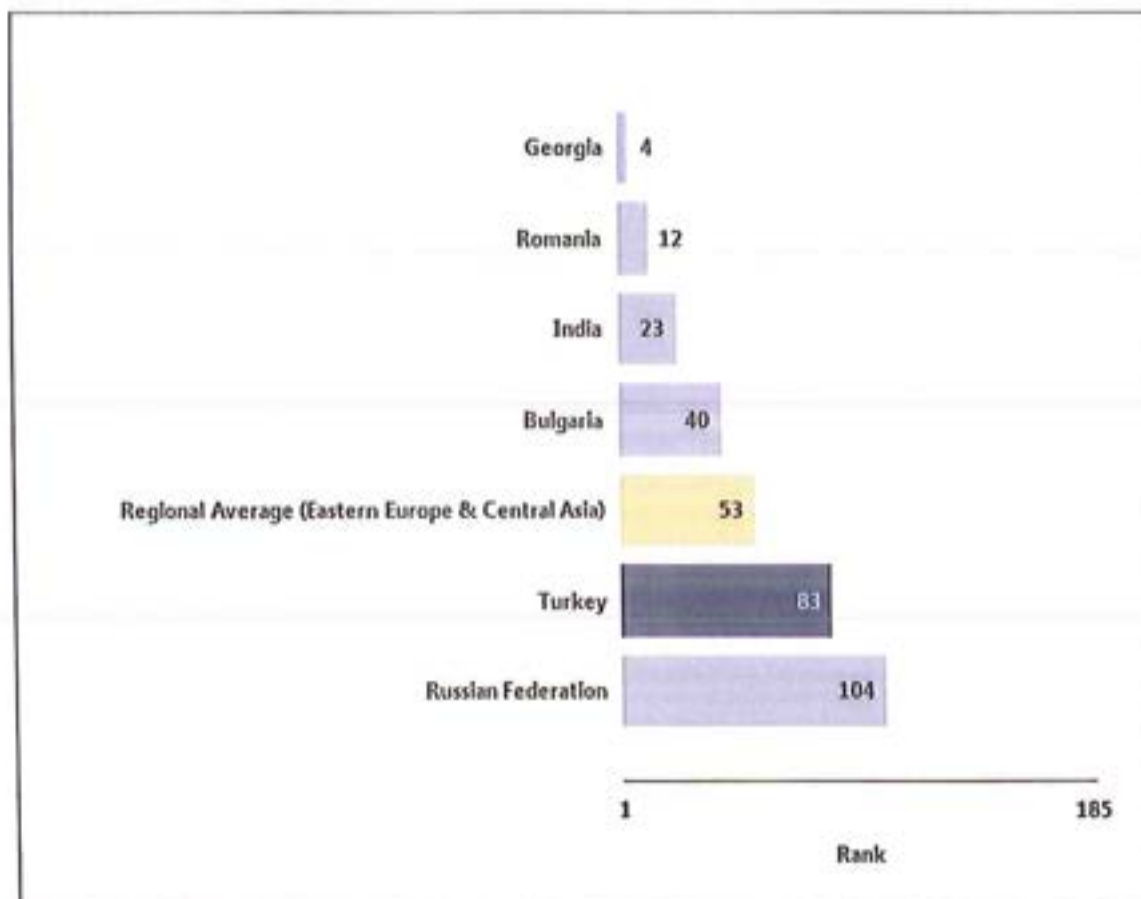
## GETTING CREDIT

## Where does the economy stand today?

How well do the credit information system and collateral and bankruptcy laws in Turkey facilitate access to credit? The economy has a score of 5 on the depth of credit information index and a score of 4 on the strength of legal rights index (see the summary of scoring at the end of this chapter for details). Higher scores indicate more credit information and stronger legal rights for borrowers and lenders.

Globally, Turkey stands at 83 in the ranking of 185 economies on the ease of getting credit (figure 6.1). The rankings for comparator economies and the regional average ranking provide other useful information for assessing how well regulations and institutions in Turkey support lending and borrowing.

Figure 6.1 How Turkey and comparator economies rank on the ease of getting credit



Source: Doing Business database.

## PROTECTING INVESTORS

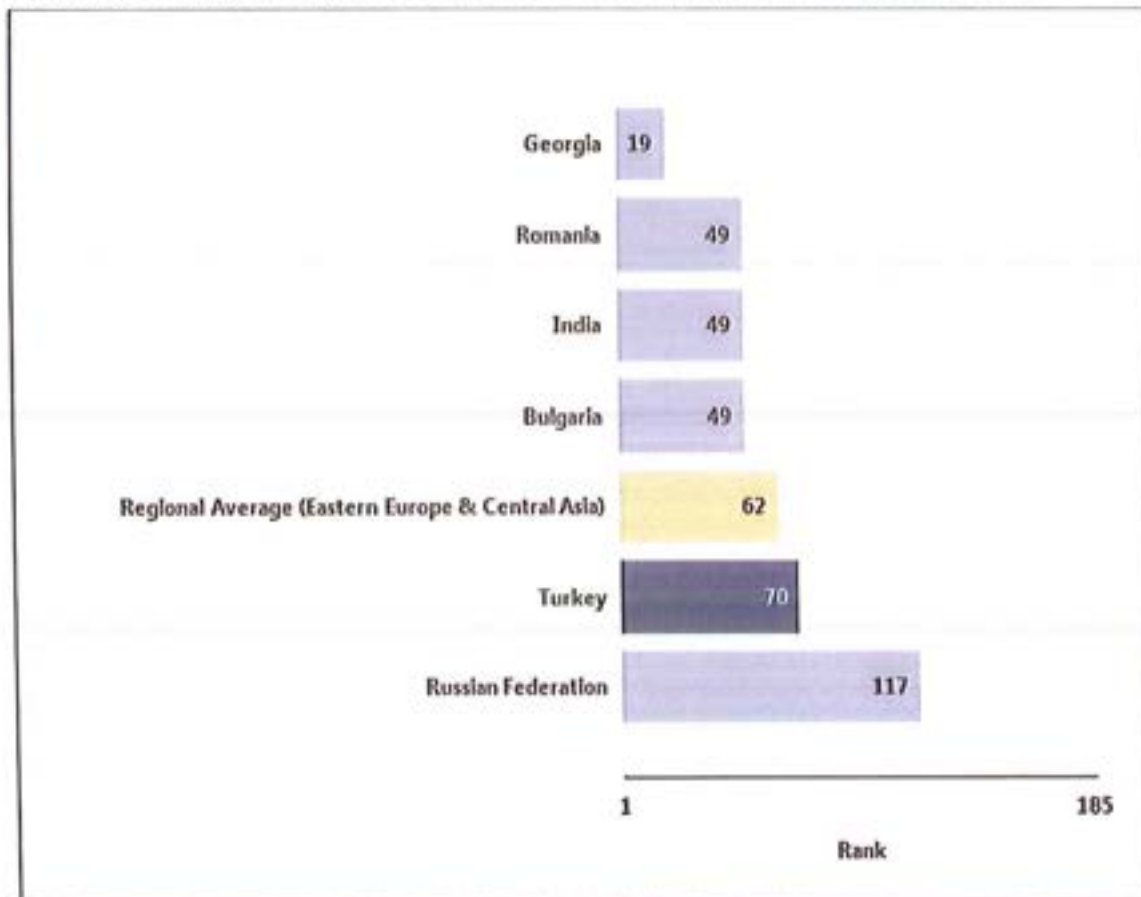
### Where does the economy stand today?

How strong are investor protections in Turkey? The economy has a score of 5.7 on the strength of investor protection index, with a higher score indicating stronger protections (see the summary of scoring at the end of this chapter for details).

Globally, Turkey stands at 70 in the ranking of 185 economies on the strength of investor protection

index (figure 7.1). While the indicator does not measure all aspects related to the protection of minority investors, a higher ranking does indicate that an economy's regulations offer stronger investor protections against self-dealing in the areas measured.

Figure 7.1 How Turkey and comparator economies rank on the strength of investor protection index



Source: Doing Business database.

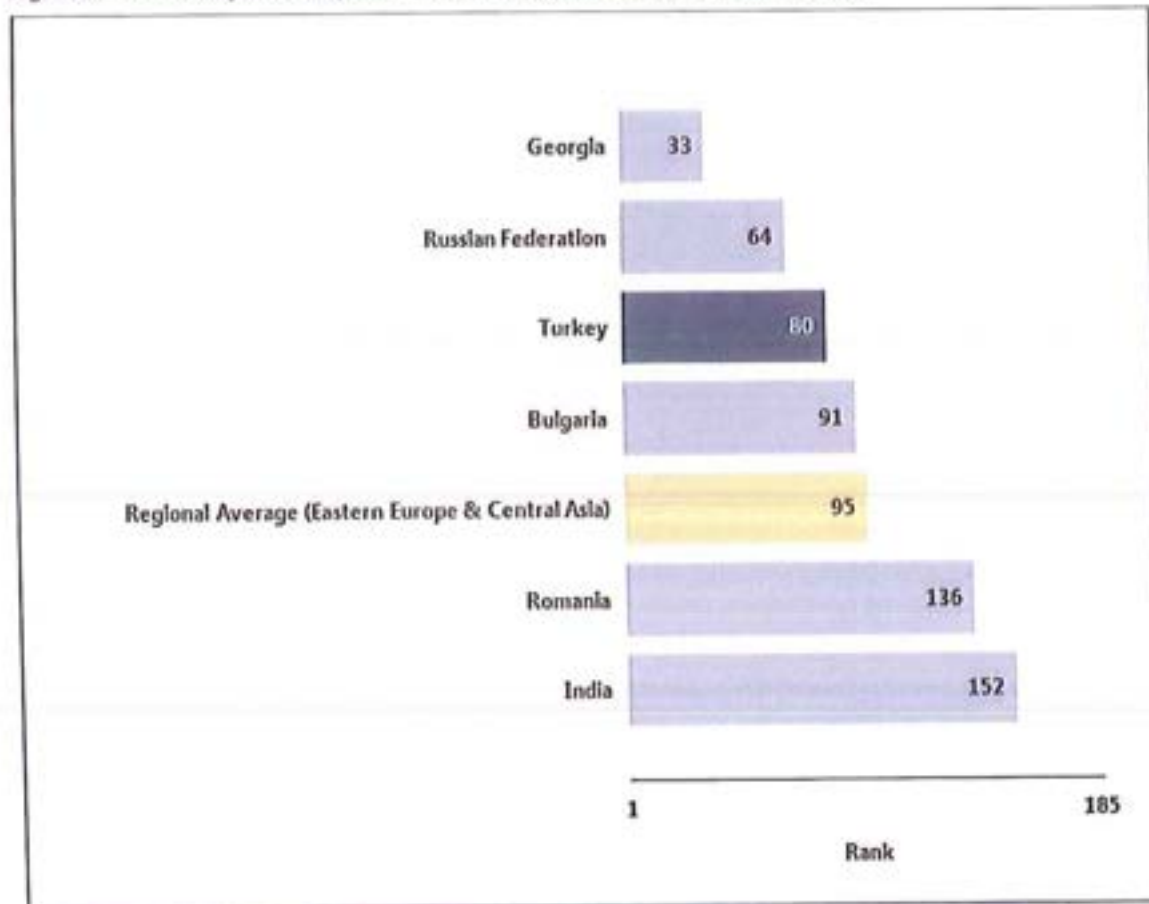
## PAYING TAXES

## Where does the economy stand today?

What is the administrative burden of complying with taxes in Turkey—and how much do firms pay in taxes? On average, firms make 15 tax payments a year, spend 223 hours a year filing, preparing and paying taxes and pay total taxes amounting to 41.2% of profit (see the summary at the end of this chapter for details).

Globally, Turkey stands at 80 in the ranking of 185 economies on the ease of paying taxes (figure 8.1). The rankings for comparator economies and the regional average ranking provide other useful information for assessing the tax compliance burden for businesses in Turkey.

Figure 8.1 How Turkey and comparator economies rank on the ease of paying taxes



Note: DB2013 rankings reflect changes to the methodology. For all economies with a total tax rate below the threshold of 25.7% applied in DB2013, the total tax rate is set at 25.7% for the purpose of calculating the ranking on the ease of paying taxes.

Source: Doing Business database.

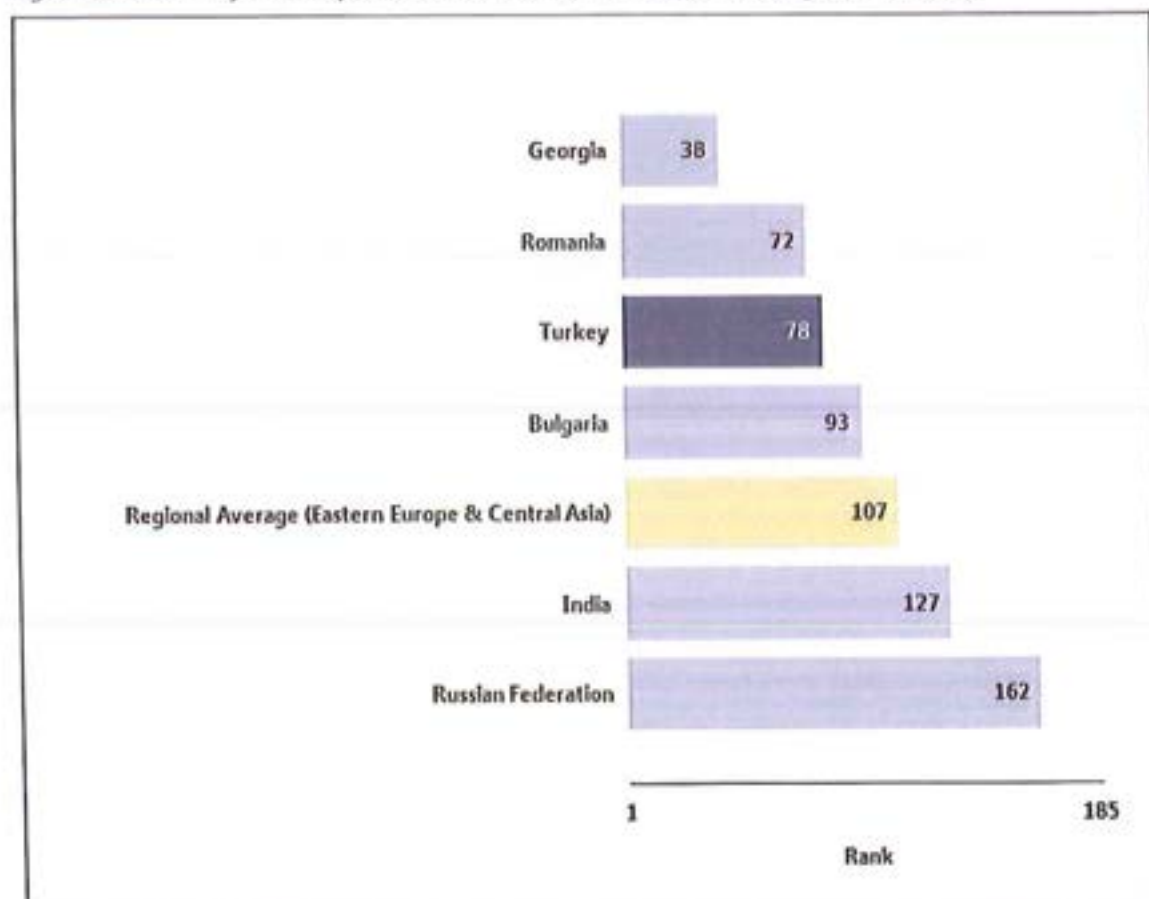
## TRADING ACROSS BORDERS

## Where does the economy stand today?

What does it take to export or import in Turkey? According to data collected by *Doing Business*, exporting a standard container of goods requires 7 documents, takes 13 days and costs \$990. Importing the same container of goods requires 7 documents, takes 14 days and costs \$1235 (see the summary of procedures and documents at the end of this chapter for details).

Globally, Turkey stands at 78 in the ranking of 185 economies on the ease of trading across borders (figure 9.1). The rankings for comparator economies and the regional average ranking provide other useful information for assessing how easy it is for a business in Turkey to export and import goods.

Figure 9.1 How Turkey and comparator economies rank on the ease of trading across borders



Source: *Doing Business* database.

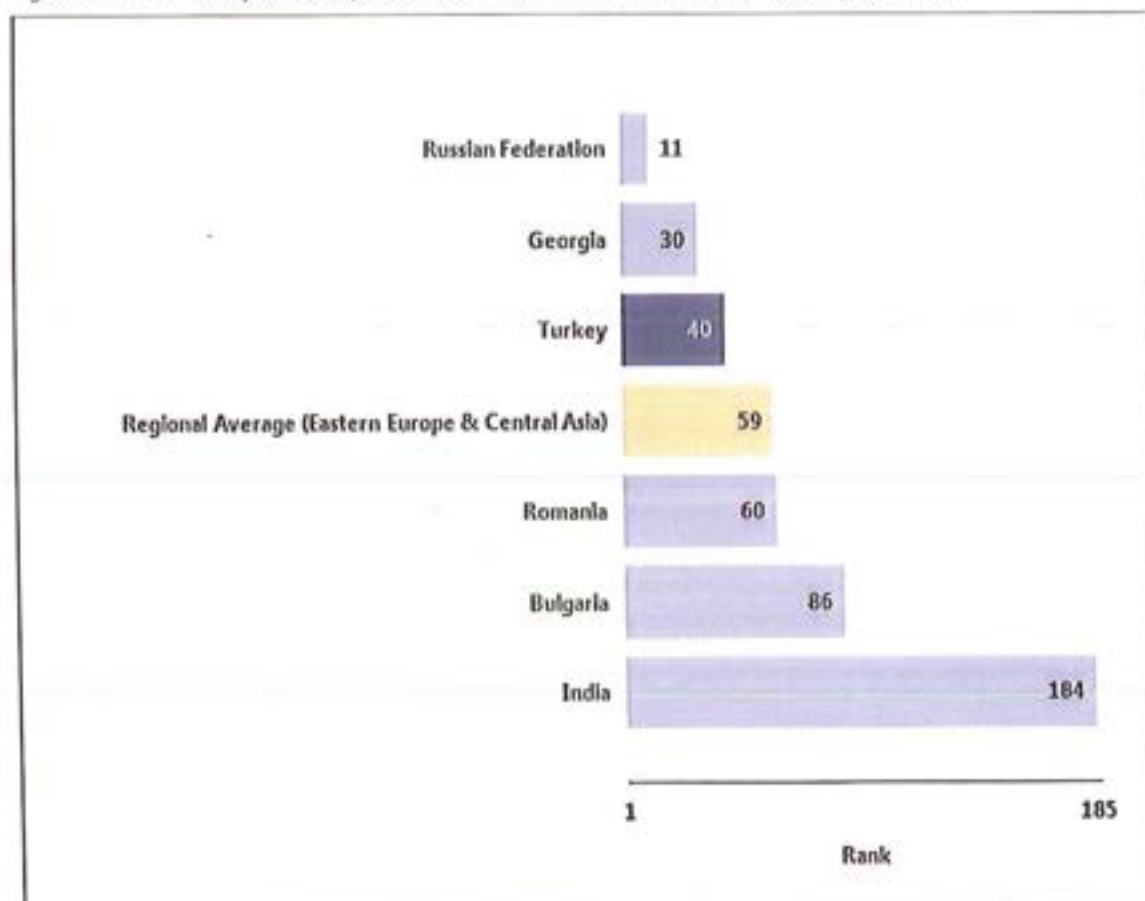
## ENFORCING CONTRACTS

## Where does the economy stand today?

How efficient is the process of resolving a commercial dispute through the courts in Turkey? According to data collected by *Doing Business*, enforcing a contract takes 420 days, costs 24.9% of the value of the claim and requires 36 procedures (see the summary at the end of this chapter for details).

Globally, Turkey stands at 40 in the ranking of 185 economies on the ease of enforcing contracts (figure 10.1). The rankings for comparator economies and the regional average ranking provide other useful benchmarks for assessing the efficiency of contract enforcement in Turkey.

Figure 10.1 How Turkey and comparator economies rank on the ease of enforcing contracts



Source: *Doing Business* database.



## RESOLVING INSOLVENCY

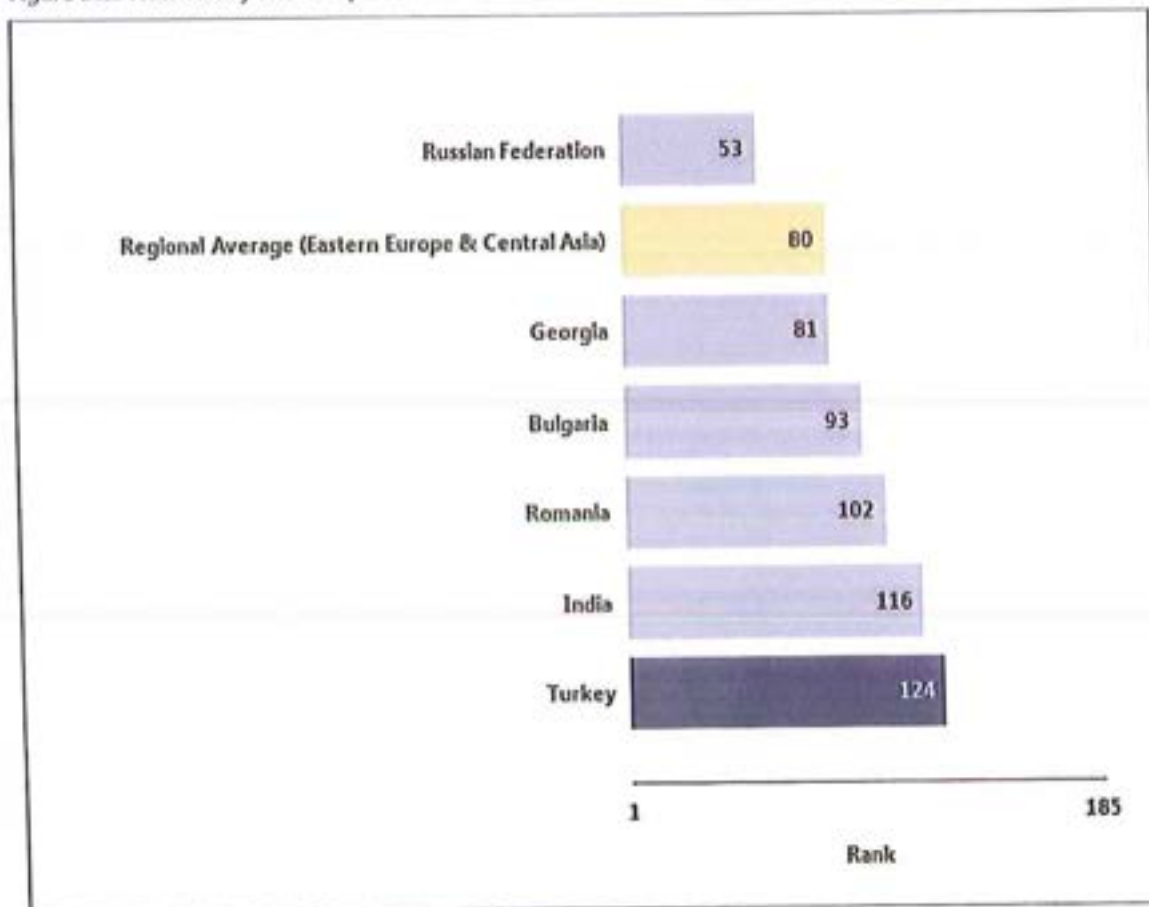
## Where does the economy stand today?

Speed, low costs and continuation of viable businesses characterize the top-performing economies. How efficient are insolvency proceedings in Turkey? According to data collected by *Doing Business*, resolving insolvency takes 3.3 years on average and costs 15% of the debtor's estate, with the most likely outcome being that the company will be sold as

piecemeal sale. The average recovery rate is 23.6 cents on the dollar.

Globally, Turkey stands at 124 in the ranking of 185 economies on the ease of resolving insolvency (figure 11.1). The rankings for comparator economies and the regional average ranking provide other useful benchmarks for assessing the efficiency of insolvency proceedings in Turkey.

Figure 11.1 How Turkey and comparator economies rank on the ease of resolving insolvency



Source: *Doing Business* database.